

CODE COMPLIANCE SERVICES

DEPARTMENT MISSION

To enhance the level of public safety and city aesthetics through effective enforcement of City ordinances pertaining to housing, zoning, signs, litter, weeds, premise parking, animal control violations, and ensuring due process for each resident of Dallas.

PROGRAM DESCRIPTION

Code Compliances Services

Code Compliance Services is responsible for enforcing more than 900 City ordinances relating to housing, zoning, signs, litter, weeds, premises, and parking violations. This program responds to resident requests, conducts proactive inspections and provides education on code enforcement. Additionally, this program administers the Structural Improvement Program (formerly known as Urban Rehabilitation Standards Board) hearing/orders, Community Receivership, the Closure Service Program and the process for demolition of substandard structures. It also provides administrative support for civil lawsuits filed under Chapter 54.

Animal Services

Animal Services is responsible for the enforcement of the Texas Rabies Control Act and Chapter 7 (Animals) of the Dallas City Code. Activities include the impoundment of stray, biting, and unwanted animals; taking enforcement action against violators of animal related laws, the registration of dogs and cats, and the dissemination of educational information pertaining to responsible pet ownership.

OBJECTIVES FOR FY 2004-2005

- Maintain and improve code enforcement service level
- Enhance multi-tenant enforcement
- Maintain and improve mow/clean activity
- Maintain and improve activity of Animal Services
- Enforce Tire Ordinance

MAJOR BUDGET ITEMS

- Add 8.2 regular FTEs (5 Inspector II and 3.2 Laborer II for mow clean crews) and \$190,720 to maintain current level of service
- Add 1.4 regular FTEs and \$65,412 for full year funding and add 1.2 regular FTEs (7 code inspectors) and \$198,356 for enforcement of multifamily ordinances with an effective starting date

CODE COMPLIANCE SERVICES

of 8/1/05

MAJOR BUDGET ITEMS (CONTINUED)

- Add 0.7 day labor FTE and \$10,000 to fund additional laborer for cleaning animal shelter
- Add 3.2 regular FTEs (3 Code Inspectors, 1 Office Assistant) and \$291,115 for enforcement of the ordinance regarding requirements, procedures, and fees for licensing used tire businesses
- Add 4.5 overtime FTEs (1.4 for inspectors, 2.0 for animal control officers and 1.1 for mow clean crews) and \$249,461 to maintain current service level
- Add 1.6 regular FTEs (Senior Animal Officers) and \$72,040 for field animal service
- Add \$196,204 for increased cost of employee health benefits
- Delete 1.0 regular FTE (Office Assistant) and \$40,686 from the structure improvement program
- Delete 4.7 regular FTEs and \$209,878 adjusting the vacancy rate to recognize a hiring lag in early FY 2004-05
- Proposed Animal Services' fee changes for FY 2004-05

	Current	Proposed	Estimated New Revenue
Quarantine			
Maintenance Fee/day	\$4	\$10	\$58,320
Rabies Vaccination	\$4	\$10	\$5,832
Redemption			
Rabies Vaccination	\$6	\$10	\$7,632
Adoption – Dogs			
Adoption Fee	\$12	\$50	\$65,208
Rabies Vaccination	\$6	\$10	\$6,864
Adoption – Cats			
Adoption Fee	\$12	\$20	\$4,320
Rabies Vaccination	\$6	\$10	\$2,160
Dangerous Dog Permit	\$50	\$250	\$6,000
Dangerous Animal Permit			
Commercial	\$240	\$500	\$1,040
Temporary	\$60	\$100	\$280
Registration			
Unspay/Neuter	\$20	\$30	\$70,680
Total			\$228,336

CODE COMPLIANCE SERVICES

EXPENDITURES (By Category)

	FY 2002-03 Actual	FY 2003-04 Budget	FY 2003-04 Estimate	FY 2004-05 Adopted
Salaries and Benefits	15,193,208	14,978,626	15,199,981	16,538,468
Supplies and Materials	1,045,310	1,002,636	1,090,411	1,035,538
Other Services and Charges	4,210,136	3,527,076	3,753,627	3,646,493
Capital Outlays	55,763	64,000	79,779	230,500
Reimbursements	(239,926)	(113,782)	(355,805)	(353,560)
TOTAL	<u>20,264,491</u>	<u>19,458,556</u>	<u>19,767,993</u>	<u>21,097,439</u>

EXPENDITURES (By Program)

Animal Services	4,700,613	3,528,829	3,867,856	4,215,406
Code Compliance Services	15,563,878	15,929,727	15,900,137	16,882,033
TOTAL	<u>20,264,491</u>	<u>19,458,556</u>	<u>19,767,993</u>	<u>21,097,439</u>

FTEs (By Type)

Regular	306.5	315.1	302.8	325.0
Overtime	3.0	0.5	5.1	5.0
Temporary Help	0.0	0.0	0.0	0.0
Day Labor	10.9	11.0	16.5	11.7
TOTAL	<u>320.4</u>	<u>326.6</u>	<u>324.4</u>	<u>341.7</u>

FTEs (By Program)

Animal Services	50.7	64.7	57.2	69.2
Code Compliance Services	269.7	261.9	267.2	272.5
TOTAL	<u>320.4</u>	<u>326.6</u>	<u>324.4</u>	<u>341.7</u>

CODE COMPLIANCE SERVICES

**FY 2004-05
Adopted**

GENERAL FUND

21,097,439

ADDITIONAL OPERATING RESOURCES

COMMUNITY DEVELOPMENT BLOCK GRANT
WALKER CONSENT DECREE

652,576

276,859

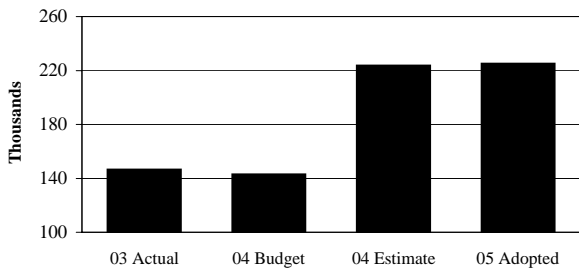
TOTAL

929,435

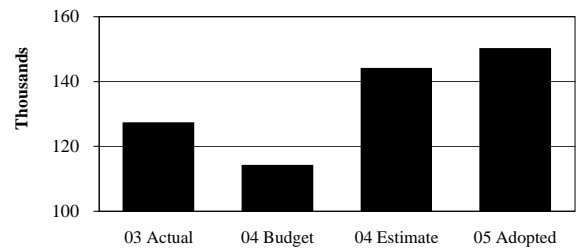
TOTAL OPERATING RESOURCES

22,026,874

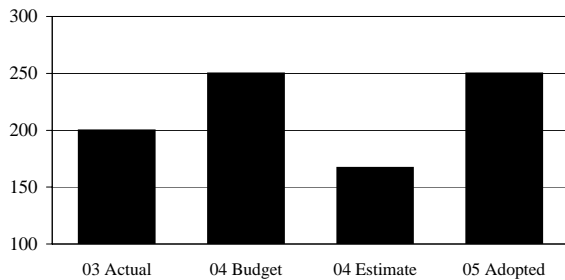
**Neighborhood Services
Number of new cases added**



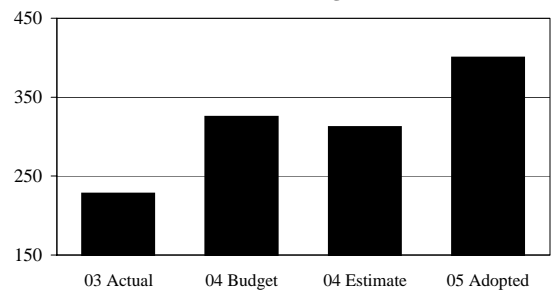
**Neighborhood Services
Number of cases complied**



**Structural Improvement Program
Number of cases closed**

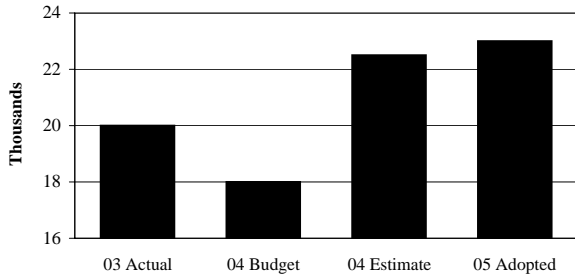


**Structural Improvement Program
Number of hearings**

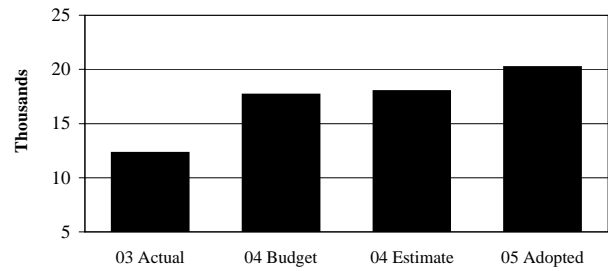


CODE COMPLIANCE SERVICES

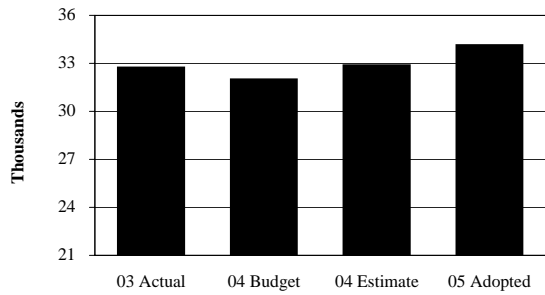
Mow & Clean
Number of mow clean/closure cases



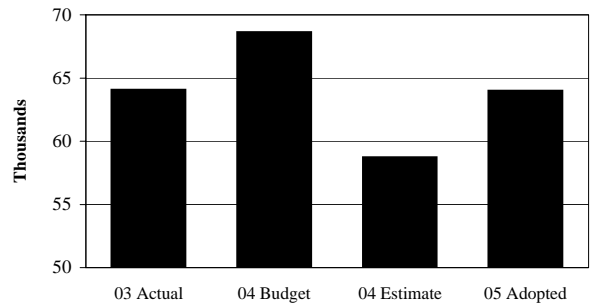
Multifamily Inspection
Number of units inspected



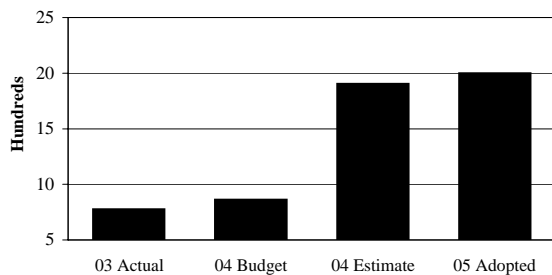
Animal Control
Number of impoundments/enforcements



Animal Control
Number of cat/dog registrations



Animal Control
Number of citations issued



Number of Animal Control 3-1-1 Calls responded

