

OFFICE OF FINANCIAL SERVICES

MAJOR BUDGET ITEMS

- Add 20.0 regular FTEs and \$341,766 for Accounts Payable consolidation (offset by reductions of 24.2 regular FTEs and \$1,183,434 throughout other city departments)
- Add 1.7 regular FTEs and \$64,888 for Spanish Translators
- Add \$102,800 for pay card service contract and maintenance (offset by savings throughout other city departments)
- Transfer 2.0 regular FTEs and \$100,118 from Human Resources for implementation of the Human Rights Initiative
- Continue the \$67,231 and 1.0 regular FTE reduction in the FY 2001-02 mid-year reduction plan
- Maintain the January 2002 vacancy rate thereby reducing 5.5 regular FTEs and \$294,786
- Delete 14.0 regular FTEs, 0.2 overtime FTE and \$900,283 for staff reductions and departmental reorganization
- Delete 0.5 regular FTE and \$33,653 for Human Resource Information System implementation
- Save \$41,051 and delete 4.1 temporary help FTEs and 0.2 overtime FTE through various operational efficiencies including reduction of cell phones, copiers and memberships
- Delete 2.0 regular FTEs and \$231,146 for the reduction of executive positions (1 Assistant Director I, 1 Director I)

OFFICE OF FINANCIAL SERVICES

EXPENDITURES (By Category)

	FY 2000-01 Actual	FY 2001-02 Budget	FY 2001-02 Estimate	FY 2002-03 Adopted
Salaries and Benefits	6,755,822	5,750,392	5,661,431	5,879,889
Supplies and Materials	243,162	53,399	74,265	57,706
Other Services and Charges	3,800,381	5,420,373	5,251,471	5,330,559
Capital Outlays	118,010	0	0	0
Reimbursements	(1,396,015)	(824,861)	(742,849)	(1,215,795)
TOTAL	<u>9,521,360</u>	<u>10,399,303</u>	<u>10,244,318</u>	<u>10,052,359</u>

EXPENDITURES (By Program)

Budget and Management Services	2,579,450	6,087,308	6,011,533	4,737,484
City Controller	3,298,700	4,311,995	4,232,785	5,314,875
Revenue and Taxation	3,643,210	0	0	0
TOTAL	<u>9,521,360</u>	<u>10,399,303</u>	<u>10,244,318</u>	<u>10,052,359</u>

FTEs (By Type)

Regular	120.7	88.9	80.6	89.6
Overtime	1.1	1.0	0.1	0.6
Temporary Help	1.1	4.5	0.8	0.4
Day Labor	0.0	0.0	0.0	0.0
TOTAL	<u>122.9</u>	<u>94.4</u>	<u>81.6</u>	<u>90.6</u>

FTEs (By Program)

Budget and Management Services	44.5	58.5	51.2	44.1
City Controller	30.4	35.9	30.4	46.5
Revenue and Taxation	48.0	0.0	0.0	0.0
TOTAL	<u>122.9</u>	<u>94.4</u>	<u>81.6</u>	<u>90.6</u>

***Special Collections activities were included in the Office of Financial Services in FY 2000-01. Beginning FY 2001-02, their activities were moved to the Water Department as a consolidation initiative.

OFFICE OF FINANCIAL SERVICES

**FY 2002-03
Adopted**

GENERAL FUND

10,052,359

ADDITIONAL OPERATING RESOURCES

COMMUNITY DEVELOPMENT BLOCK GRANT
FAIR HOUSING ASSISTANCE PROGRAM
HALE DAVIS TRUST FUND

7,985,049
278,123
7,000

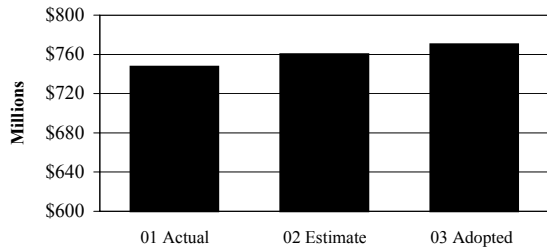
TOTAL

8,270,172

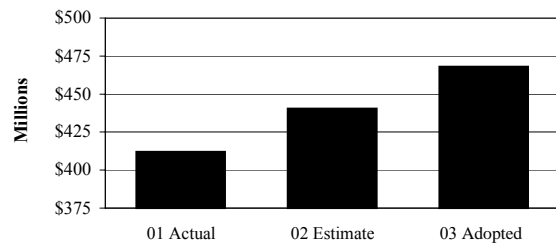
TOTAL OPERATING RESOURCES

18,322,531

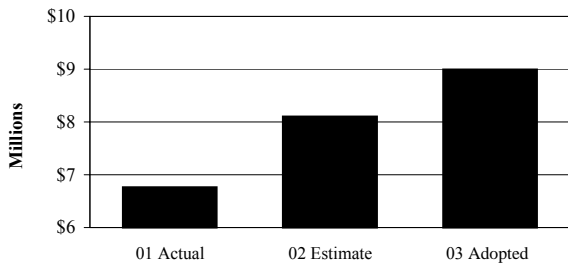
Total Revenue Collection



Property Tax Revenue



Ambulance Fee Revenue



Franchise Fee Revenue

