

Memorandum




DATE: January 6, 2012

TO: Members of the Public Safety Committee

SUBJECT: **Dallas Police Homicide Report**

Attached is briefing material on the "Dallas Police Homicide Report" to be presented to the Members of the Public Safety Committee on Monday, January 9, 2012.



A.C. Gonzalez
First Assistant City Manger

Attachment

CC: Honorable Mayor and Members of the Dallas City Council
Mary K. Suhm, City Manager
Rosa Rios, Acting City Secretary
Thomas P. Perkins, Jr., City Attorney
Craig D. Kinton, City Auditor
C. Victor Lander, Administrative Municipal Judge
Ryan S. Evans, Assistant City Manager
Jill A. Jordan, P.E., Assistant City Manager
Forest E. Turner, Assistant City Manager
Joey Zapata, Assistant City Manager
Jeanne Chipperfield, Chief Financial Officer
Frank Libro, Public Information Office
Stephanie Cooper, Assistant to the City Manager Mayor/City Council



Dallas Police Homicide Report

Public Safety Committee

January 9, 2012



www.dallaspolice.net

David O. Brown
Chief Of Police

Purpose

To provide a comprehensive 2011 annual homicide report for the City of Dallas and give an overview of historical trending patterns

Goals

- The Dallas Police Department is striving to reduce Homicides in 2012
- This reduction can be achieved through:
 - Intelligence based policing and deployment of personnel
 - Increased participation of investigators patrolling in high crime areas
 - Rapid resolution of homicide offenses and arrest of offenders

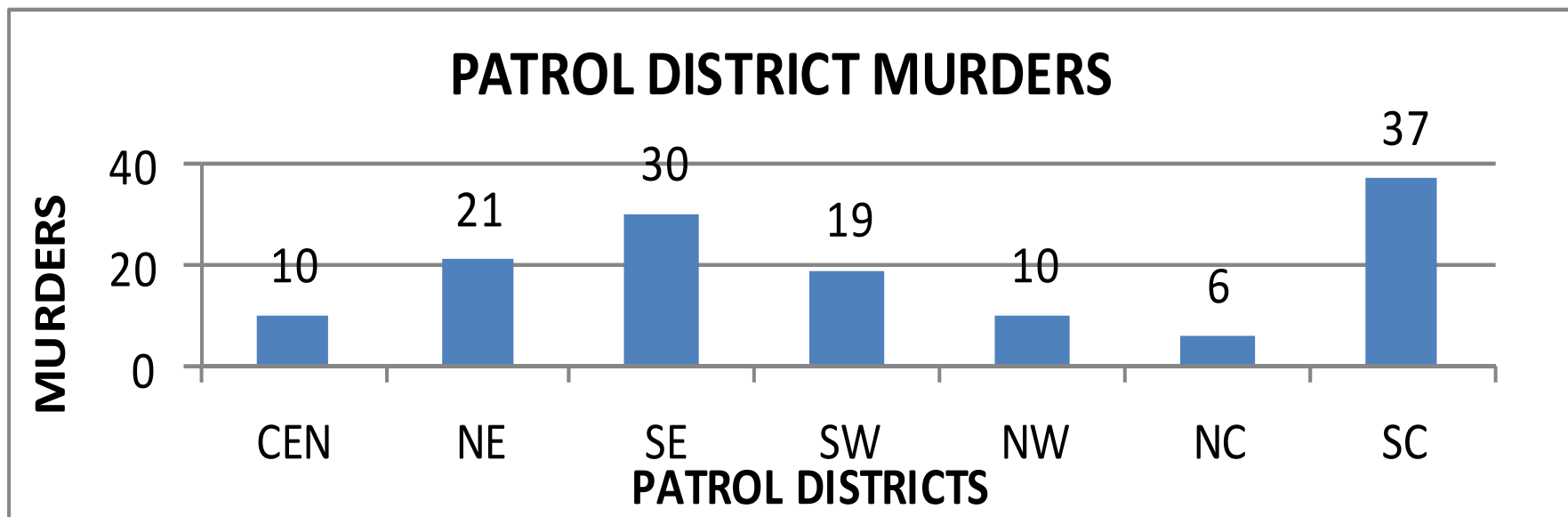
Annual Homicide Review

- 2011 Homicide Review
 - The Dallas Police Department reported 133 Homicides for 2011
 - This is a 10% reduction from the 148 Homicides reported in 2010



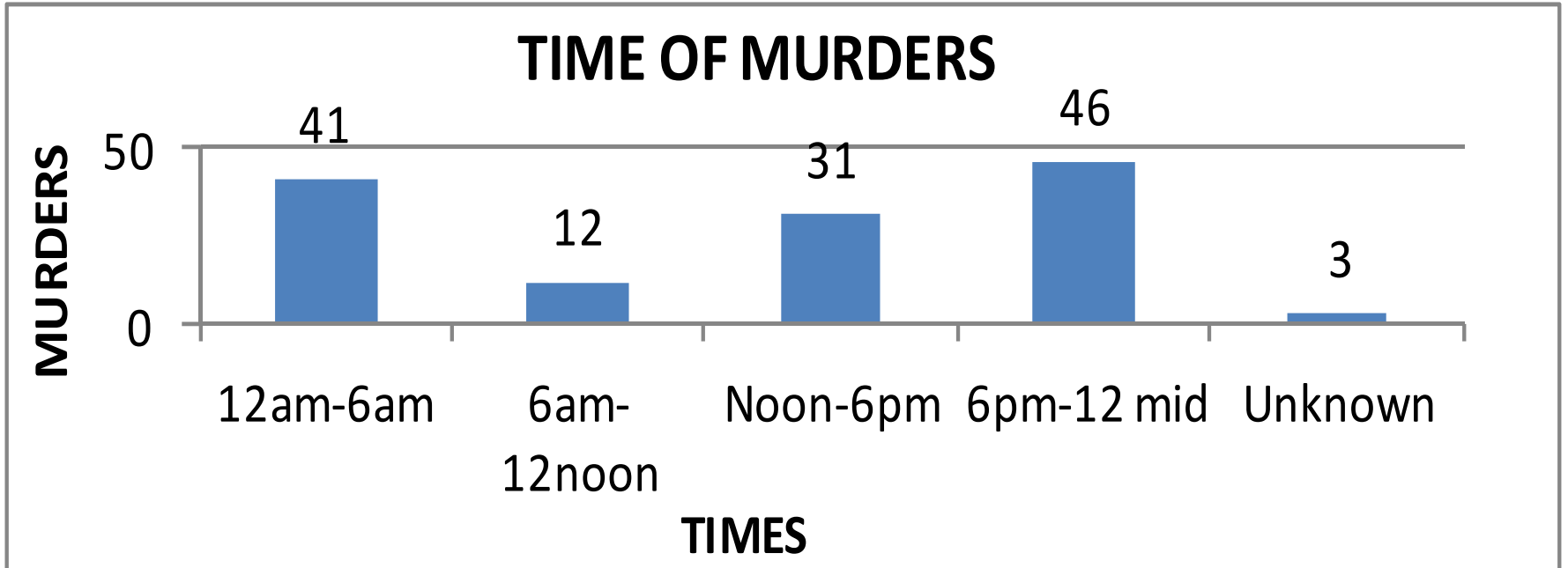
PATROL DISTRICT MURDERS

Patrol District Murders	# of Murders	%of Murders
CEN	10	8%
NE	21	16%
SE	30	23%
SW	19	14%
NW	10	8%
NC	6	5%
SC	37	28%



TIME OF MURDERS

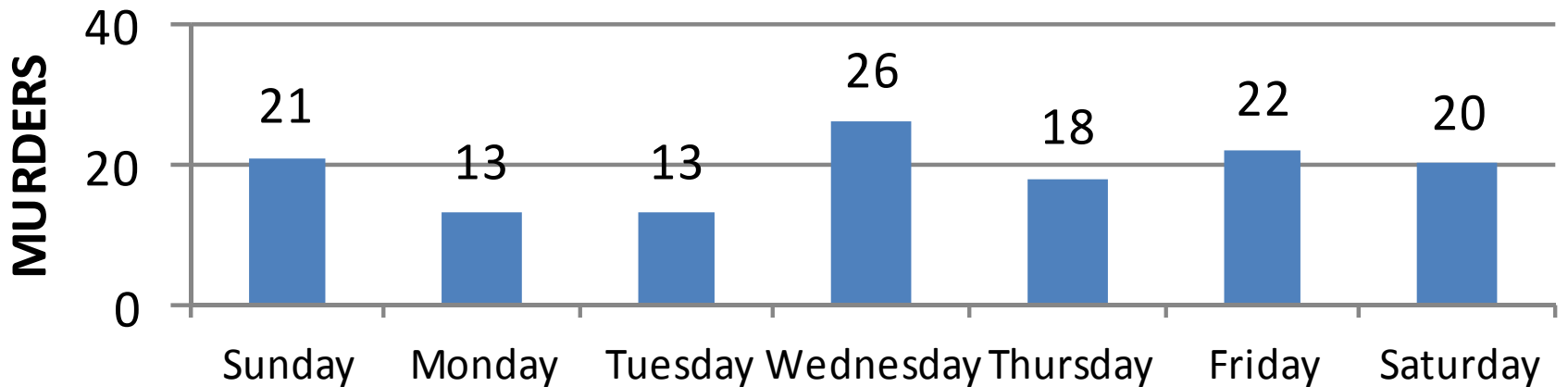
<u>Time</u>	<u>#</u>	<u>%</u>
12am-6am	41	31%
6am-12noon	12	9%
Noon-6pm	31	23%
6pm-12 mid	46	35%
Unknown	3	2%



DAY OF WEEK

<u>Day</u>	<u>#</u>	<u>%</u>
Sunday	21	16%
Monday	13	10%
Tuesday	13	10%
Wednesday	26	20%
Thursday	18	14%
Friday	22	17%
Saturday	20	15%

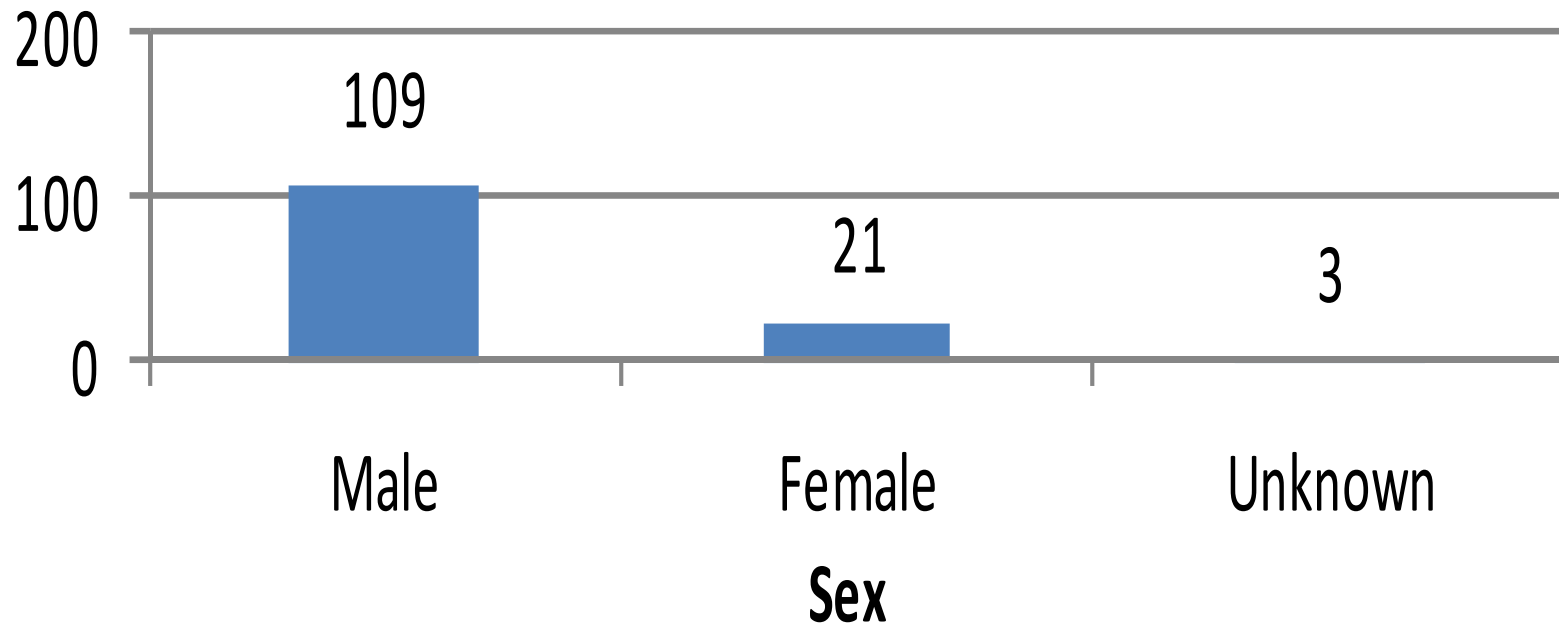
DAY OF WEEK



MOTIVE (More Than One)

Motive	#	%
Unknown	40	28%
Altercation	31	22%
Drugs	23	16%
Robbery	22	15%
Justified	12	8%
Domestic / Child Abuse	10	7%
Gang	3	2%
Accidental/Unjustified	1	1%
Drive-by-Shooting	1	1%
Murder for Hire	1	1%
Arson	1	1%
	144	100%

Sex of Victims



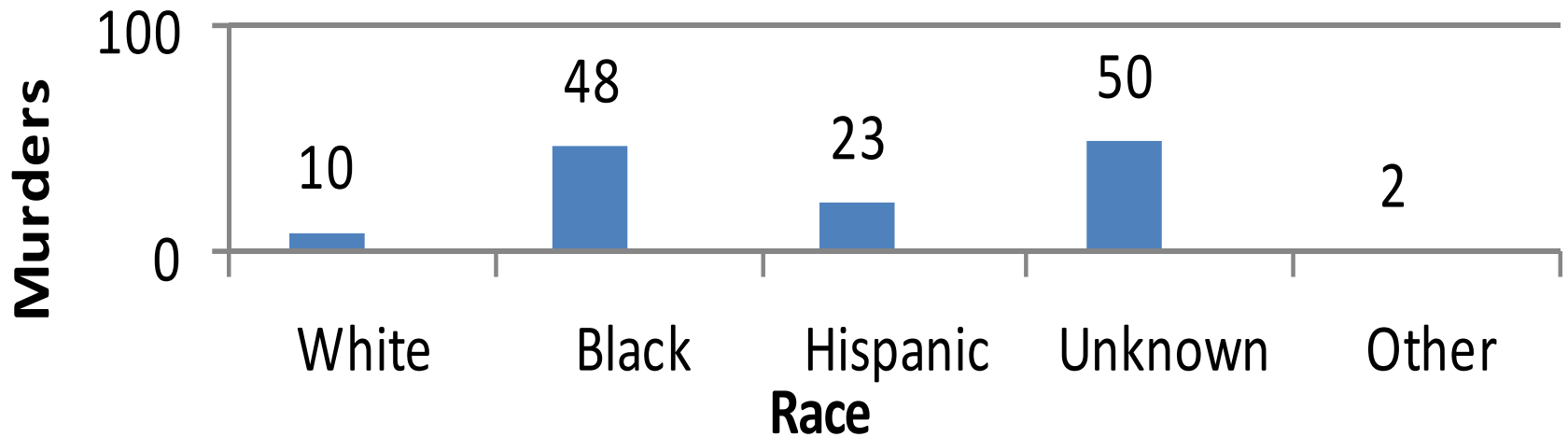
RACE OF VICTIM

<u>Race</u>	<u>#</u>	<u>%</u>
Black	69	52%
Hispanic	36	27%
White	22	16%
Other	4	3%
Unknown	2	2%

RACE OF SUSPECT

RACE	#	%
White	10	8%
Black	48	36%
Hispanic	23	17%
Unknown	50	38%
Other	2	2%

RACE OF SUSPECT

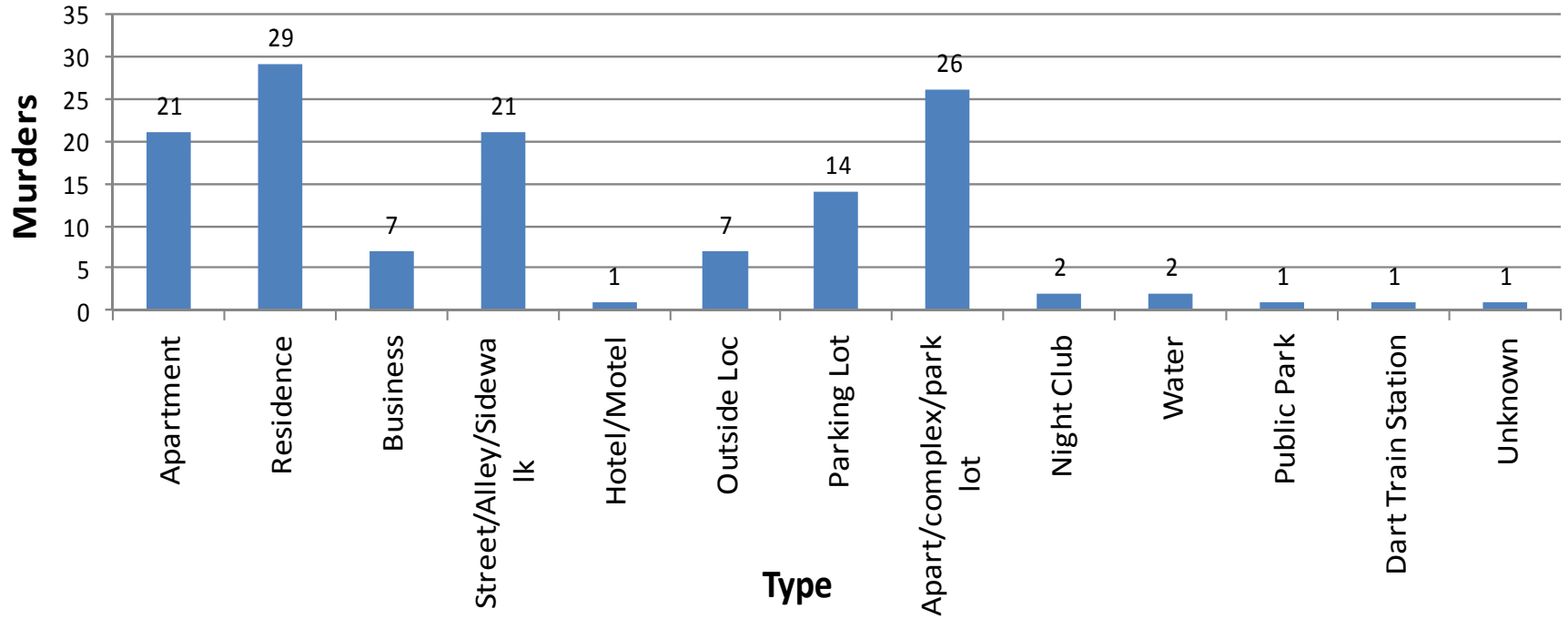




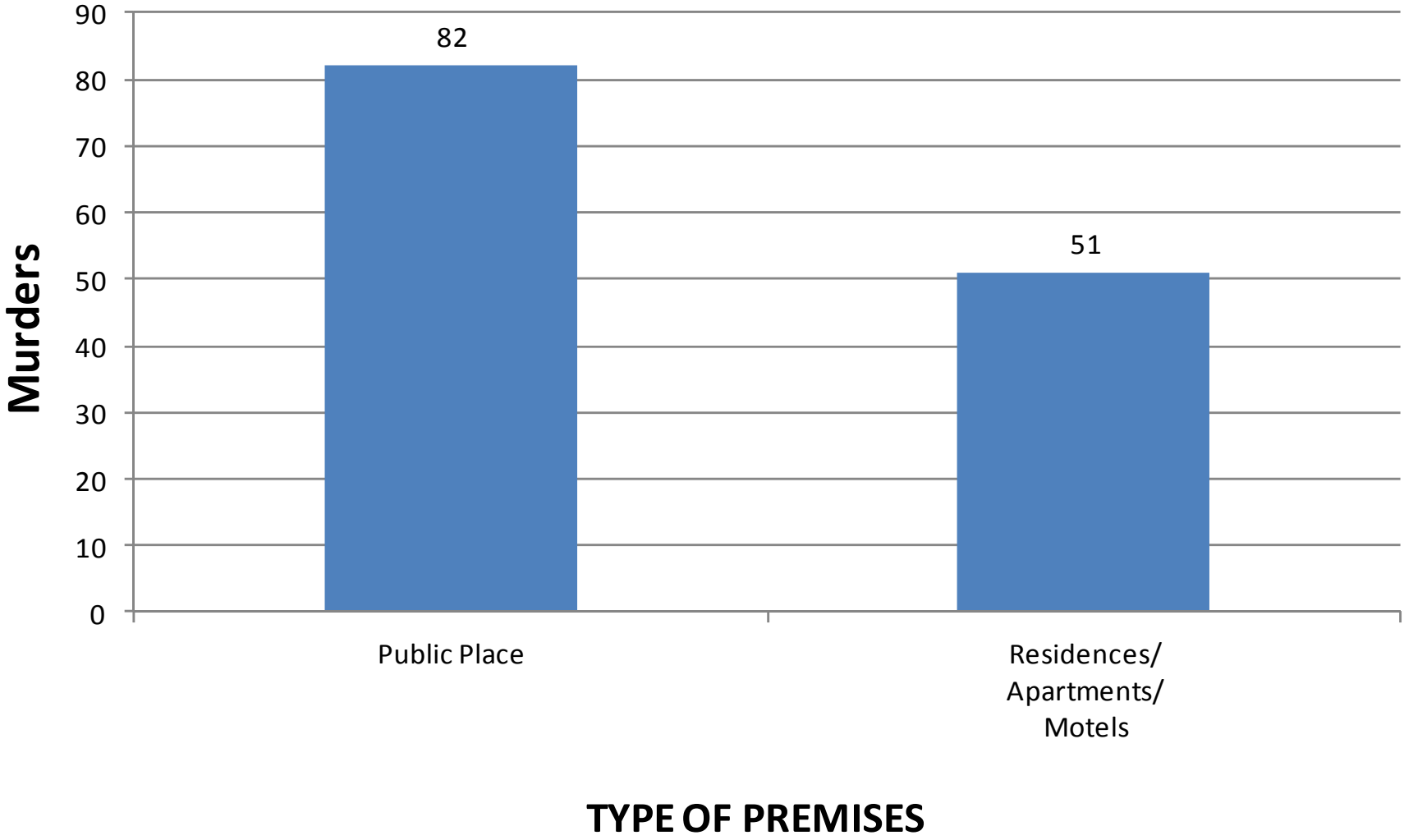
TYPE OF WEAPON

<u>Type</u>	<u>#</u>	<u>%</u>
Handgun	86	64%
Blunt Force	21	16%
Unknown	10	8%
Rifle	5	4%
Stabbing	5	4%
Strangulation	2	2%
Shotgun	1	1%
Unknown Firearm	1	1%
Accelerant	1	1%
Vehicle	1	1%

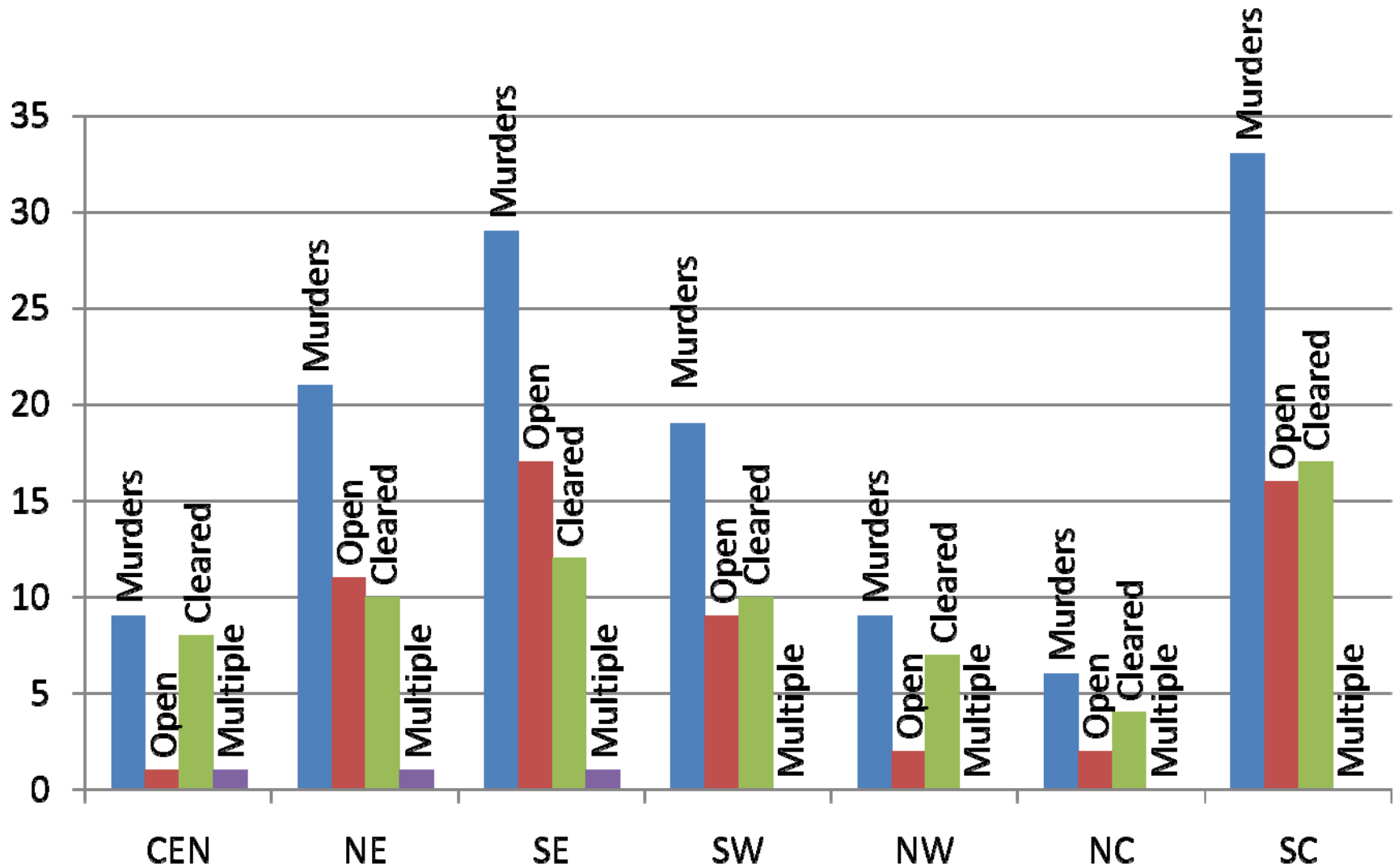
TYPE OF PREMISES



Public vs. Private



PATROL DISTRICT CASE STATUS



*Multiple= Double or triple homicide

PATROL DISTRICTS

Homicide Totals

- In 2010, we finished the year with **148** murders
- In 2011, we finished the year with **133** murders
- The homicide rate for 2011 is the lowest murder total in 44 years
- We tied the total number of murders going all the way back to 1967 when Dallas had **133** murders

Murder Average by Year

- 2006: 187 Murders
- 2007: 200 Murders
- 2008: 170 Murders
- 2009: 166 Murders
- 2010: 148 Murders

- ***Five Year Average is: 174***

Murder Average by Decade

- **Averages over the decades:**

- 1960's: 135
- 1970's: 230
- 1980's: 317
- 1990's: 309
- 2000's: 221



- **TOP YEAR in city's history 1991: 500 Murders**

Clearance Rate

- The national average on homicide clearance rates is 60%
- Dallas police Department average clearance rate for homicide is 65%



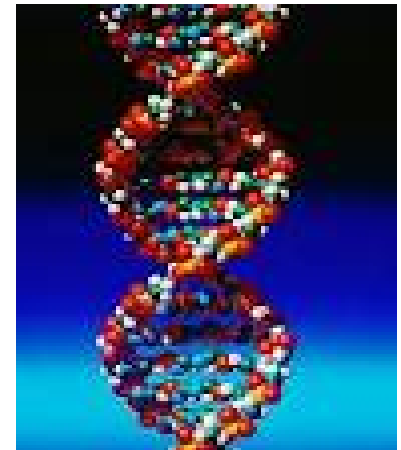
Homicide Reduction Factors

- Important factors contributing to homicide reduction include:
 - Comprehensive homicide investigations resulting in swift arrest and prosecution of suspects
 - Increased community interaction and cooperation through social media



Homicide Reduction Factors

- Increased use of technology
 - Forensic cell phone analysis training
 - Apple video enhancement system
 - NIBIN – National Integrated Ballistic Information Network
 - DNA Analysis



Future Focus

- Need to continue focus on decreasing homicide rate through cooperative and timely intelligence sharing with:
 - Community
 - Patrol
 - Narcotics
 - Gang Unit

First 48 Returns to Dallas

THE **FIRST** [48]

DO NOT CROSS **VOLUME SEVEN** POLICE LINE DO NOT CROSS

A&E | Real Life. Drama.

Summary

- 10% reduction in homicide rate from last year
- Lowest homicide rate since 1967
- Continued focus on decreasing homicide rate through cooperative and timely intelligence sharing with:
 - Community
 - Patrol
 - Narcotics
 - Gang Unit

Questions?